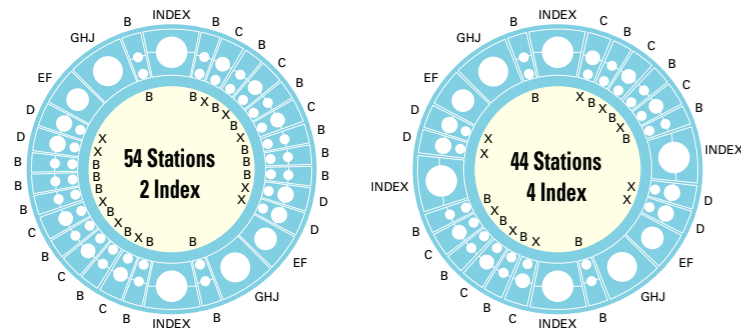


M2048 TS / M2044 TS

CNC Servo Motor Driven Ram Turret Punch Press



Turret Layout



Specifications

	M2048TS	M2044TS
Punching capacity	200 kN (20.4 metric tons)	
Maximum sheet thickness	6.35 mm (Steel ball table)	
Y-axis stroke	1360 mm	
X-axis stroke	2550 mm	1300 mm
Maximum sheet size (YxX)	Without repositioning 1250 mm × 2500 mm	1250 mm × 1250 mm
	With one reposition 1250 mm × 5000 mm	1250 mm × 2500 mm
Throat depth	1340 mm	
Maximum allowable sheet weight	150 kg	75 kg
Hit rate 1.0t	25 mm pitch 8.3 mm stroke 355 hpm	
	0.5 mm pitch 1.4 mm stroke 900 hpm	
Simultaneous axis speed	125 m/min	
Punching accuracy	±0.1 mm	
Turret index speed	35 rpm	
Compressed air	Quantity 100 NL/min	
	Pressure 0.5 MPa	
Power supply	19 kVA	

Option

- Retractable forming die function
- Downward form protection
- Tapping unit
- Varitool
- Varimark
- Spring style tooling
- Deburring tool control
- Slug suction unit
- Programmable positioning work holder
- Cell ready

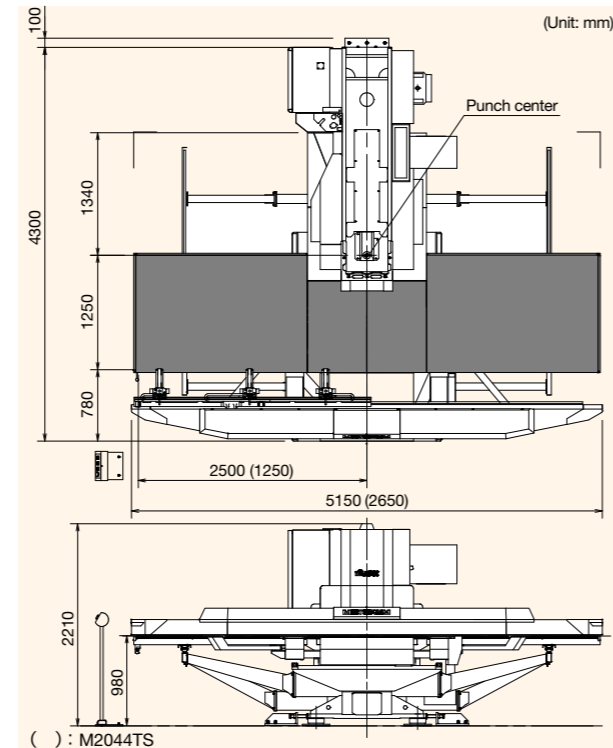
Tooling Range

Range	Round punch	No. of stations	
		54ST/2 Index	44ST/4 Index
X	~12.7 mm	10	10
B	~25.0 mm	28	16
C	~38.0 mm	6	6
D	~50.0 mm	4	4
E	~64.0 mm	2	2
F	~75.0 mm		
G	~89.0 mm	2	2
H	~105.0 mm		
J	~120.0 mm	2	4
INDEX	~75.0 mm		
M/T	12 Stations	2	4
M/K	20,40 Characters		

* With Auto-index stations, Index tool (I/T), Varitool (VT) or Varimark (VM) can be selected as options in desired combination.

Floor Plan

Floor space M2048TS : 5150 mm × 4300 mm
M2044TS : 2650 mm × 4300 mm
Height 2210 mm
Weight 12 tons (11 tons)



■ Safety Specification
Machines built with CE-safety conformity are available as option.

* Machine appearance may differ to that shown in the catalogue pictures.
* All specifications are subject to change without advance notice.

MURATA MACHINERY, LTD. MACHINE TOOLS DIVISION

International Business Dept.
2, Nakajima, Hashizume, Inuyama-shi, AICHI 484-8502, JAPAN
TEL: +81-(0)568-61-3645 FAX: +81-(0)568-61-6455

Headquarters
136, Takeda-Mukaishiro-cho, Fushimi-ku, KYOTO 612-8686, JAPAN
TEL: +81-(0)75-672-8138 FAX: +81-(0)75-672-8691
http://www.muratec.co.jp
e-mail info@muratec.co.jp

MURATA MACHINERY USA, INC
2120 Queen City Drive, P.O.Box 667609, Charlotte, N.C. 28208, U.S.A.
TEL: +1-704-875-9280 FAX: +1-704-392-6541
http://www.muratec-usa.com

MURATA MACHINERY EUROPE GmbH
Hanns-Martin-Schleyer-Straße 3, D-47877, Willich, GERMANY
TEL: +49-(0)2154-914-250 FAX: +49-(0)2154-914-283
http://www.muratec-europe.de/
e-mail info@muratec.de



MURATA DO BRASIL COMERCIO E REPRESENTAÇÃO DE MÁQUINAS LTDA.

Estrada de Santa Isabel, 3383-KM 38,5,
Itaquaquecetuba-SP-CEP 08599-000, BRASIL
TEL: +55 (0)11-4648-6222 FAX: +55 (0)11-4648-6737
http://www.muratec.com.br
e-mail muratec@muratec.com.br

MURATA MACHINERY (SHANGHAI) CO., LTD

[Registry Add]
135 Fu Te Xi Yi Rd., Wai Gao Qiao Free Trade Zone,
Pudong, Shanghai, CHINA
[Contact Add]
150 Xin Gao Rd., Qingpu Industrial Zone,
Shanghai, 201700, CHINA
TEL: +86-(0)21-6921-2300 FAX: +86-(0)21-6921-2330
BEIJING BRANCH
Rm. 309 Yu Lin Bldg., Xiang Jun Nan Li Er Xiang Jia No.5,
Chaoyang-qu, Beijing, 100020, CHINA
TEL: +86-(0)10-6597-3048 FAX: +86-(0)10-6591-1795
GUANGZHOU BRANCH
Room 635, United Star Hotel, 172 Chang Gang Rd., C.,
Guangzhou, 510250, CHINA
TEL: +86-(0)20-8434-2882 FAX: +86-(0)20-8434-3463

MURATA (THAILAND) CO., LTD.

896/14 S.V.City Building 1, 9th Floor, Rama 3 Road
Bangpangpang, Yannawa, Bangkok 10120, THAILAND
TEL: +66-(0)2294-7734-40 FAX: +66-(0)2294-7732

PT.MURATA MACHINERY INDONESIA

Ruko Gyan Plaza D-4, Jl.Terusan Pasirkjoja Blok 8,Bandung
40222, INDONESIA
TEL: +62-(0)22-6046633 FAX: +62-(0)22-6046612

MEIBAN ENGINEERING TECHNOLOGIES PVT.LTD.

[An associate company of Murata Machinery, Ltd.]
No 38, 7th Main, J.C. Industrial Estate, Yelachanahalli, Kanakapura Road,
Bangalore -560 062 INDIA
TEL: +91-(0)80-2686-0600 Fax: +91-(0)80-2686-0605
http://www.meibanengg.com
e-mail: office@meibanengg.com



M2048 TS / M2044 TS

Servo Drive Pioneer Motorum has evolved to a new level

CNC Servo Motor Driven Ram Turret Punch Press

Muratec introduced world's first servo driven punch press in 1994. Since then we our industry leading technology has evolved to meet the next generations needs. Here is the latest in our award winning Motorum series!



Note: Photographs in this catalogue include some options.

Utilization!
Compactness!
Functionality!

New Drive Ram Mechanism

The ram drive of M2048TS/2044TS series has incorporated CFRP in the part of toggle mechanism connected directly to the servomotor making it lighter in weight and more rigid. The new drive mechanism and the replacement of the alternating movement decreases vibration by 65%. In addition, a reduction of motor heat saves energy in cooling and the recovery of electric energy when braking.



Ram Operation Patterns


The servo motor drive mechanism delivers precise RAM control. Combined with Muratec application, M2048TS/2044TS enables Ram Operation Patterns ideal for a wide range of processes.

High speed punching:



The servo motor is driven alternately between hover height and bottom dead center with a back and forth motion. The hover height position is adjusted based on material type and thickness. This control of the ram stroke provides high speed punching and efficient productivity.

Forming Operation:



Using variable servo motor control ram stroke between top dead center and bottom dead center, the best results and excellent performance in forming tool operation can be achieved. An important benefit of controlling the ram stroke is to specify a dwell time at bottom dead center and allow material flow during the forming operation.

Low noise operation:

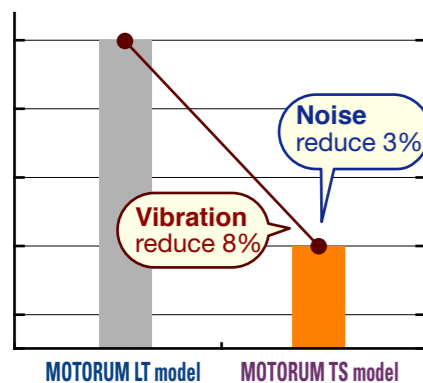


Full control of the ram speed within one punching cycle achieves the ultimate reduction in noise and vibration.

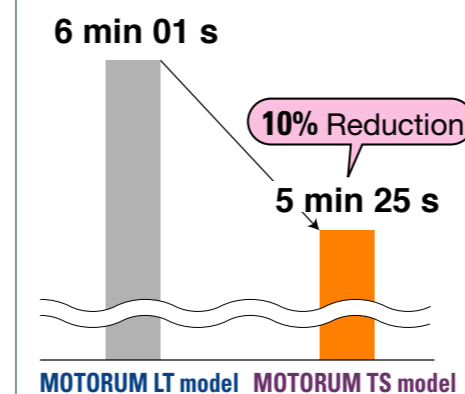
Noise / Vibration Data

The new drive system reduces both noise and floor vibration while punching in comparison to previous model.

Tonnage: 200 kN



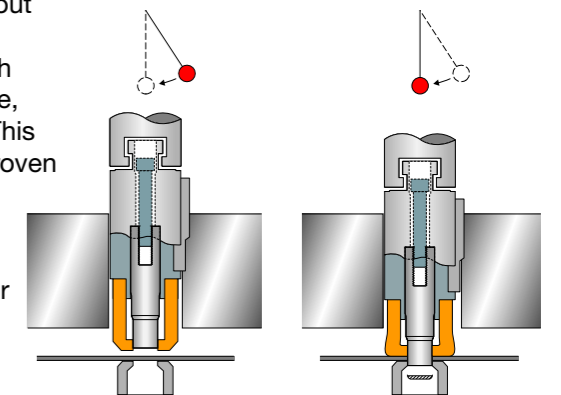
Time Study



Worksheet example (SPCC/1.2 t)
Material size: X1250mm × Y1000mm
Number of tools: 6
Total hits: 660

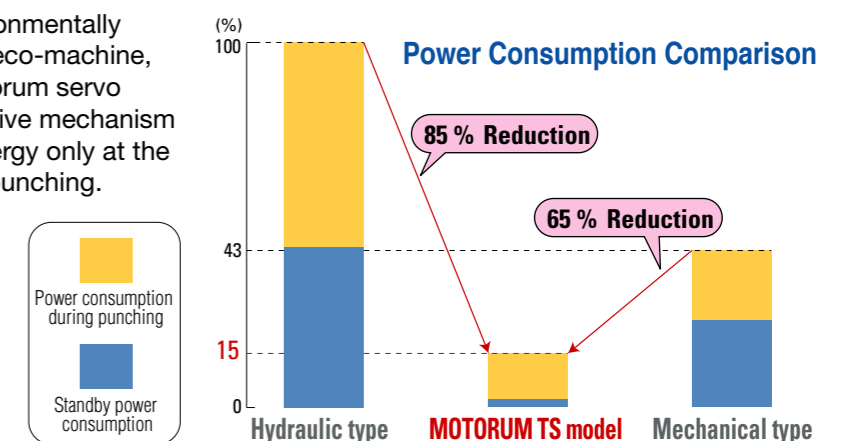
Punch-in, Pull-Out Type Wiedemann Tooling

The positive Punch-in and Pull-out design of the ram, which is mechanically linked to the punch holder during the punching cycle, guarantees positive punching. This design has already been field proven for its high strength, precision and simplicity of tooling. By combining this feature with the newly innovated servo motor driven ram, the reliability of the machine has been greatly enhanced.



Energy Conservation & Low Running Cost

An environmentally friendly eco-machine, the Motorum servo motor drive mechanism uses energy only at the time of punching.




The Key to Better Processing

M2048TS/2044TS provides high speed processing with reliability and accuracy. This machine also raises overall productivity through process integration of deburring, forming, tapping and other processes, together with reduction of time needed to setup and program.

High-speed Marking Mode

By using the high-speed marking mode, marks are made in the material for easy product identification for next process in little time.

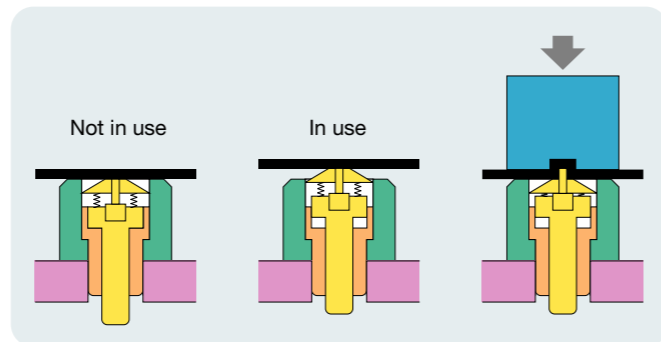


Forming

Optimum control of RAM speed leads to fast and accurate forming of the highest quality, with minimal distortion of the workpiece.

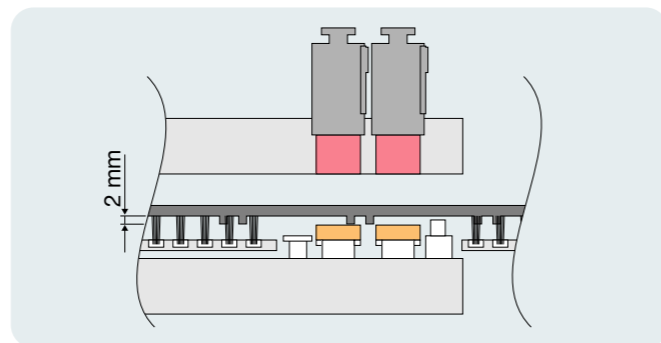
Retractable forming die function Option

Upward forming tool dies are retracted to die height when not in use. This is to avoid interference of the forming die with the workpiece and workholders. This allows free movement of the sheet without any restrictions and improves quality.



Downward form protection Option

Conventional turret punch presses have long had difficulty with downward extrusion. As the formed work is lifted off the upper surface of the die during table/sheet movement, this option eliminates degradation of the form stemming from interference with the die.




Tapping Units Option


A full-scale rigid tapping unit using with synchronization of RPM and feed speed by the servo motor.

- Tap size: M2 ~ M10
- Tapping methods: Machine thread / Rolling thread
- Max. sheet thickness: 6.35 mm

*Specifications vary, depending on type of material, hole diameter, etc.



8-Station Tapping Unit




4-Station Tapping Unit

Deburring operation Option

One tooling. All round deburring operation

Deburring and pinching operation using the ball bearing manufactured originally by Muratec. Two bearings from top and bottom sides removes the burr of the edge both sides, upper and lower, of the punched parts simultaneously by pinching the edge of the punched sheet along with the path.



High-Speed Auto-Index Mechanism

Index tool speed has been raised to 100 rpm. Reduction of positioning time for index tool angles, multi-tools and marking tools shortens production time.

High-Speed Indexing

Fast indexing at any angle shortens production time for complex forms.

Varitool Option

The Varitool is available in 12 tool configurations. Using Varitool in the Auto-index station increases the turret tool capacity. The 12-station tool configuration has tool sizes up to 12.7 mm dia.



Varitool
12-station type



Varimark
Stamping Character Size:
2.1 mm x 3.2 mm (40 characters)
3.2 mm x 5.0 mm (20 characters)

Varimark Option

The Varimark is built-in with 20 or 40 standard alphanumeric and punctuation characters for stamping on the worksheet.

Wilson Wheel® Option



Rolling Offset



Rolling Shear

Mate Precision Tooling® Option



Sheet Marker



Roller Ball

Rigid Press Frame

Improved stability in the punching process using 12.5% thicker material for the press side frames and improved stiffness of base component.



Designed for higher productivity, quality and operating ease

Brush Table

While reducing scratching on the back of the worksheet, the brush table also gives stable movement of the worksheet. The brush table reduces noise during worksheet movement and eliminates scratches to the back of worksheet.


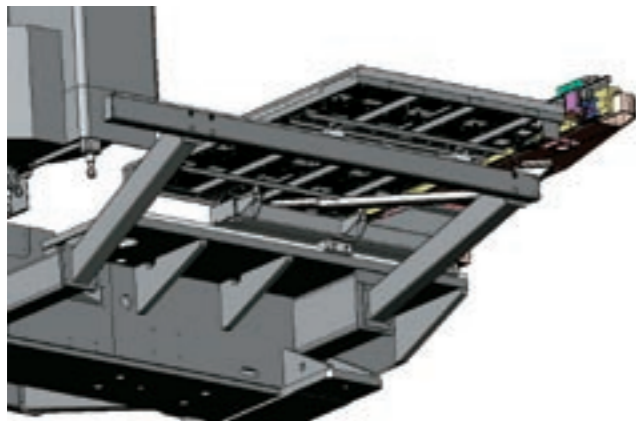


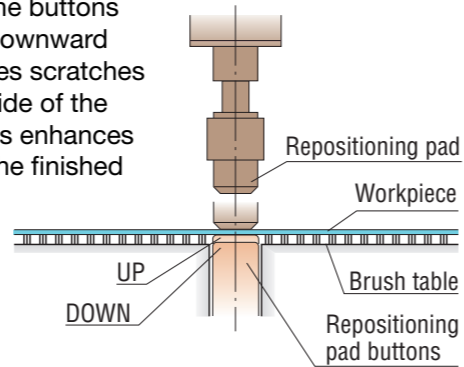
Table Structure

Improved stability in table motion by utilizing a two point LM guide support for high speed processing. In addition, ball screws are now used for the X and Y axes providing improved maintenance.



Retractable Repositioning Pad Buttons

Retractable repositioning pad buttons are raised automatically for clamping the worksheet during the repositioning operation only. During normal punching when the worksheet is moving over the repositioning pad buttons, the buttons are retracted downward which eliminates scratches on the under side of the worksheet. This enhances the quality of the finished worksheet.



Slug Suction Unit Option

The slug suction unit enables better punching quality and minimizes slug pull-back problem for thin worksheets. This function is extremely useful while processing worksheets having scratch prevention films. The air suction helps to detach cut films from the workpiece.



Crash Sensor

Prevent major damage to the machine. Crash sensors stop the machine when material curves upward toward the turret preventing a collision.



Scheduling Function

Scheduled job production guides the operator on a standalone machine. Program NC and scheduling data is automatically downloaded to the machine. Required tooling, material and work holder setup information is also displayed.



Expanded Processing Condition List

The processing modes of 1000 tool types with 5 pattern setups can be registered for 30 material types and thicknesses. This allows for setting the detailed processing conditions of all the customer's tooling.



Processing Simulation Function

The current processing position during machine operation is displayed in red. This allows recognition at a glance of the punching sequence and production progress.



*Above function requires Muratec original program format.

Tool Management

A library of all the machine tooling is maintained on the control. The hit counts for all tools and dies are then tracked to allow scheduled maintenance when the hit counts exceed the predetermined maximum count.



*Above function requires Muratec original program format.

Machine Control Functions

Various utilities are available to the operator. Optional log files can be viewed for machine operation and program start/finish times. Also machine alarm history can be viewed.



Turret Monitor Function

Displays information on current tooling set in the turret. This allows tooling in scheduled jobs to be analyzed and it automatically determines when tool changes are required.



*Above function requires Muratec original program format.